



Research



Employment Tracker Georgia

February 2025

AVERAGE NUMBER OF PERSONS RECEIVING A SALARY

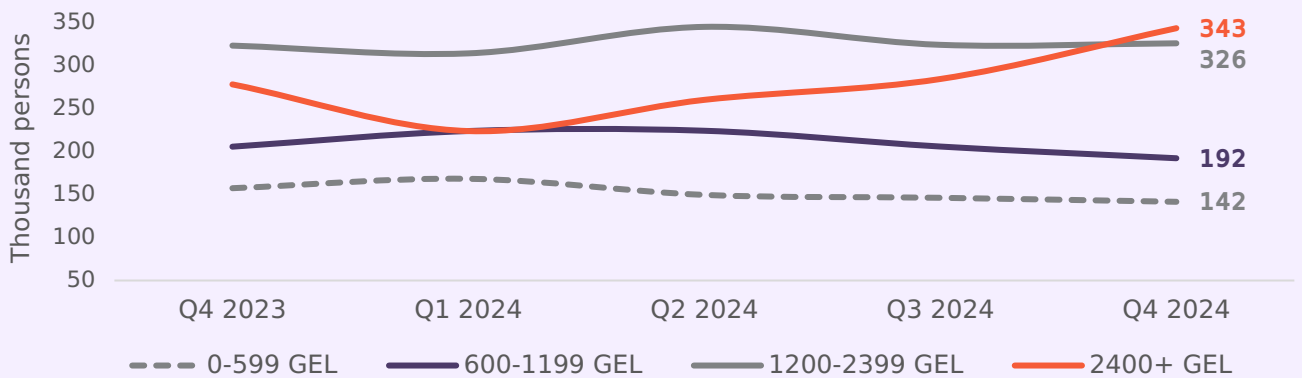
In February 2025, the number of persons receiving a monthly salary increased by 1.6% compared to the corresponding period of 2024 and by 5.8% compared to the corresponding period of 2023, amounting to 966,305.

In February 2025, the share of persons receiving a monthly salary up to 600 GEL amounted to 13.1%, which was 2.7 percentage points less than the corresponding period of 2024, and 6.2 percentage points lower than the corresponding period of 2023.

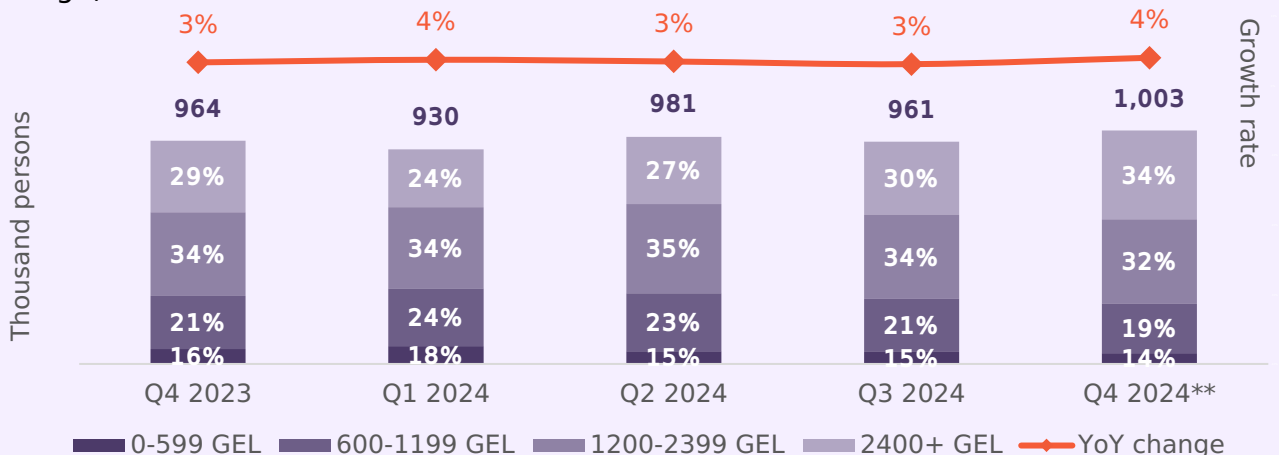
In February 2025, the share of persons receiving a monthly salary of 2,400 GEL or more amounted to 30.9%, which was 5.8 percentage points more compared to the corresponding period of 2024, and 10.8 percentage points higher than the corresponding period of 2023.

In February 2025, the share of persons receiving a monthly salary of 9,600 GEL or more amounted to 2.8%, which was 0.5 percentage points more compared to the corresponding period of 2024, and 1.0 percentage points higher than the corresponding period of 2023.

Graph 1: Number of Persons Receiving a Salary (by Salary Range)




Graph 2: Number of Persons Receiving a Salary, Growth rate, and Share (by Salary Range)




* The data provided by the Revenue Service are not final and might slightly increase (last viewed on 20.03.2025; data represent gross salaries).

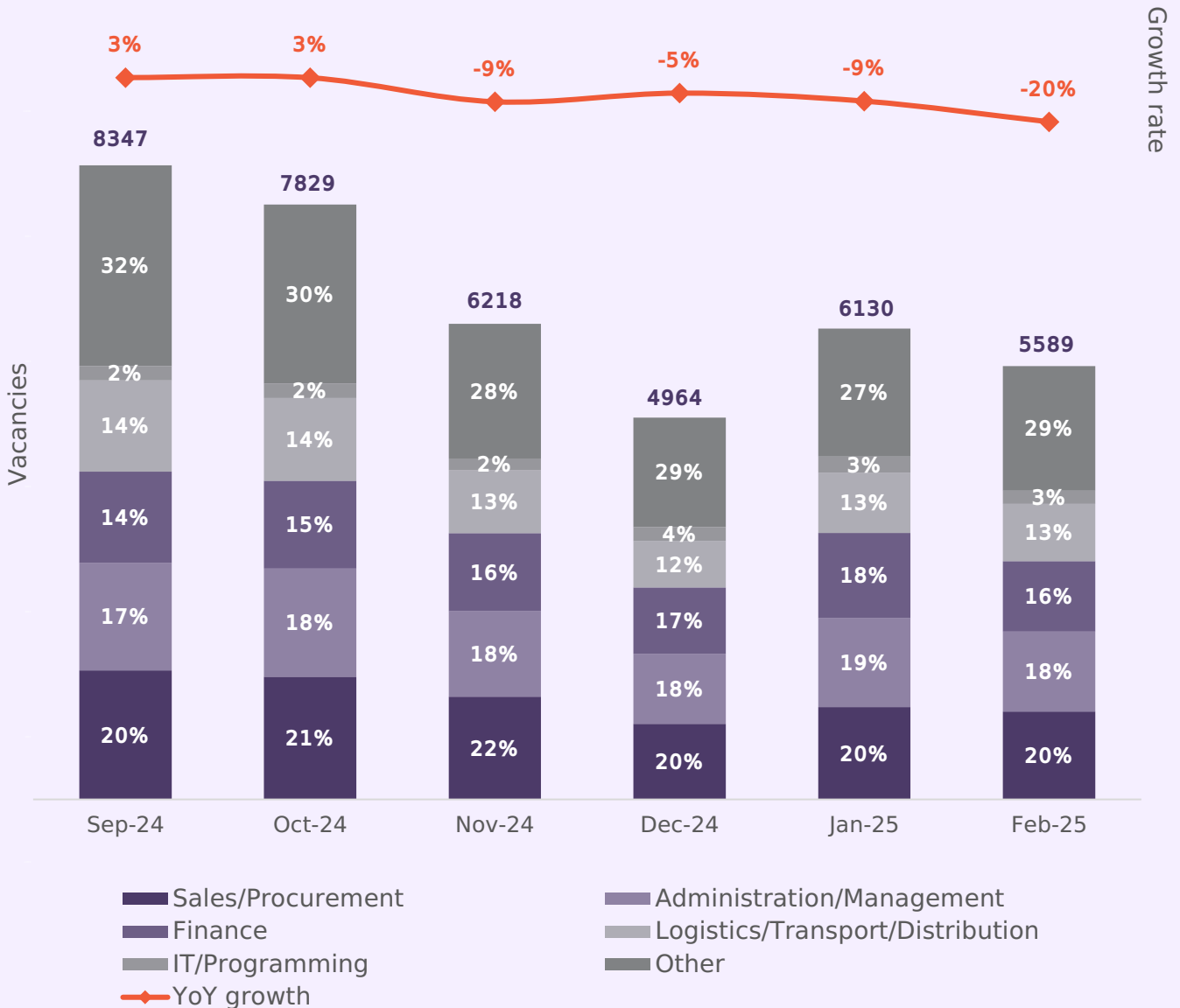
** The increase in the share of the 2400+ GEL category in Q4 2024 was largely due to a significant number of people receiving year-end bonuses (13th salary) in December.

TOTAL VACANCIES PUBLISHED ON jobs.ge


 In February 2025, the total number of vacancies published on jobs.ge amounted to **5,589**, which was 8.8% lower compared to January 2025 and 19.8% less than the corresponding period of 2024.


 From December 2024 to February 2025, the total number of vacancies published on jobs.ge amounted to **16,683**, which was 11.9% lower compared to the same period of 2023-2024. The administration and management category contributed the most to this decline.


Graph 5: Number of Vacancies Published on jobs.ge



VACANCIES PUBLISHED ON **jobs.ge** BY CATEGORY

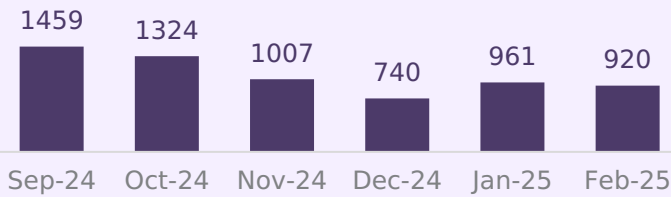
 From December 2024 to February 2025, a total of **3,547** vacancies were published in the field of **finance and statistics**, which was 1.3% lower compared to the corresponding period of 2023-2024.

 From December 2024 to February 2025, a total of **693** vacancies were published in **IT and programming**, which was 11.0% lower compared to the corresponding period of 2023-2024.

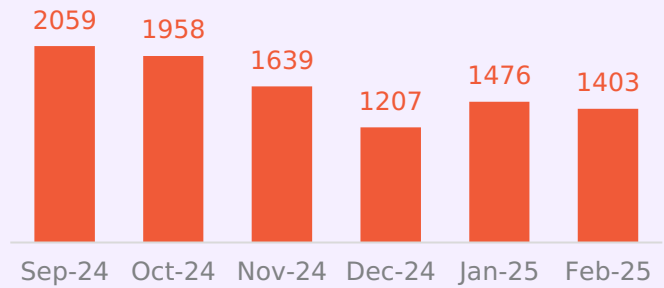
 From December 2024 to February 2025, a total of **2,621** vacancies were published in **logistics, transport and distribution**, which was 7.9% lower compared to the corresponding period of 2023-2024.

Graph 6: Number of Vacancies Published on jobs.ge by Category

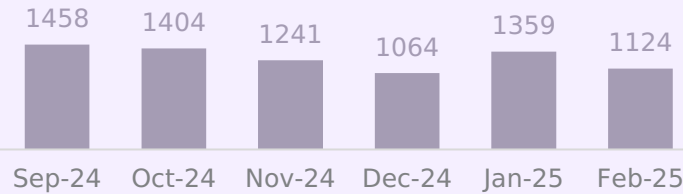
Logistics/Transport/Distribution




Sales/Procurement



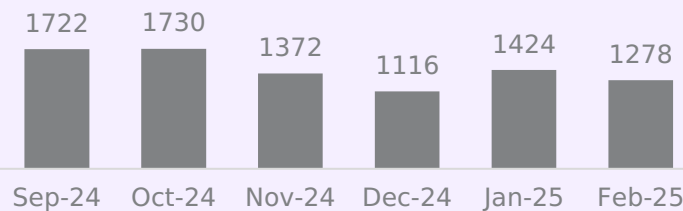
Finance/Statistics



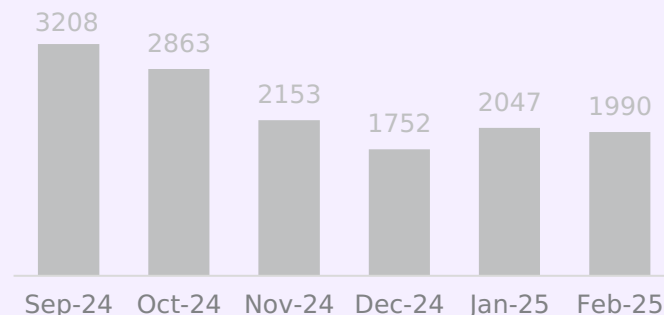
IT/Programming



Administration/Management



Other



LABOR MARKET INDICATORS

	2022	2023	2024	2024 Q1	2024 Q2	2024 Q3	2024 Q4
Number of people in the labor force (thousands)	1551.6	1596.3	1629.5	1630.5	1607.6	1633.4	1646.4
Number of employed people (thousands)	1283.7	1334.6	1402.5	1401.9	1387.8	1407.6	1412.5
Number of hired employed people (thousands)	870.9	920.4	960.4	952.9	935.8	974.4	978.5
Number of self-employed people (thousands)	412.1	413.6	441.5	448.2	451.5	432.7	433.5
Number of unemployed people (thousands)	267.9	261.7	227.0	228.6	219.7	225.7	233.9
Labor force participation rate (%)	51.9	53.3	54.8	55.0	54.5	54.7	54.9
Employment rate (%)	42.9	44.5	47.1	47.3	47.0	47.1	47.1
Unemployment rate (%)	17.3	16.4	13.9	14.0	13.7	13.8	14.2
Average nominal monthly salary (GEL)	1543.0	1766.8	2058.7*	1943.4	2004.9	2056.7	2217.5

* The data is preliminary.

DISCLAIMER

The PUBLICATIONS presented on the website are prepared by Policy and Management Consulting Group (PMCG) only for informational and/or marketing purposes. Nothing in the PUBLICATIONS constitute, or is meant to constitute, advice of any kind, and the reader is responsible for their interpretation of all content and acknowledges that any reliance thereupon shall be entirely at their risk. PMCG cannot be held liable for any claims arising as a result of the reader's use of the materials.

The PUBLICATION is presented "as is" without any representations or warranties, expressed or implied.

Without prejudice to the general message of the first paragraph above, PMCG does not guarantee that:

- the PUBLICATION will be constantly available; or
- the information contained in the PUBLICATION is complete, true, accurate, or non-misleading.

PMCG reserves the right to modify the contents of PUBLICATIONS from time to time as it deems appropriate.

PMCG absolves itself of any liability of violations of other parties' rights, or any damage incurred as a consequence of using and applying any of the contents of PMCG's PUBLICATIONS. PMCG will not be liable to the reader (whether under contract law, tort law, or otherwise) in relation to the contents of, use of, or other form of connection with, the PUBLICATION.

The reader accepts that, as a limited liability entity, PMCG has an interest in limiting the personal liability of its officers and employees. The reader agrees that they will not bring any claim personally against PMCG's officers or employees with respect to any losses suffered by the reader in connection with the PUBLICATION.

The reader agrees that the limitations of guarantees and liabilities set out in the PUBLICATION disclaimer protect PMCG's researchers, officers, employees, agents, subsidiaries, successors, assignees, and sub-contractors as well as PMCG.

If any provision of this disclaimer is, or is found to be, unenforceable under applicable law, that will not affect the enforceability of the other provisions of the PUBLICATION disclaimer.

Address: 61 Aghmashenebeli Avenue, 5th floor, Tbilisi 0102, Georgia.
Tel: (+995) 557170660
Email: research@pmcginternational.com
Website: pmcresearch.org

Lasha Labadze
Sector Lead in Economic Policy
l.labadze@pmcginternational.com

Mariam Jikia
Junior Researcher
m.jikia@pmcginternational.com