



Research







# Employment Tracker

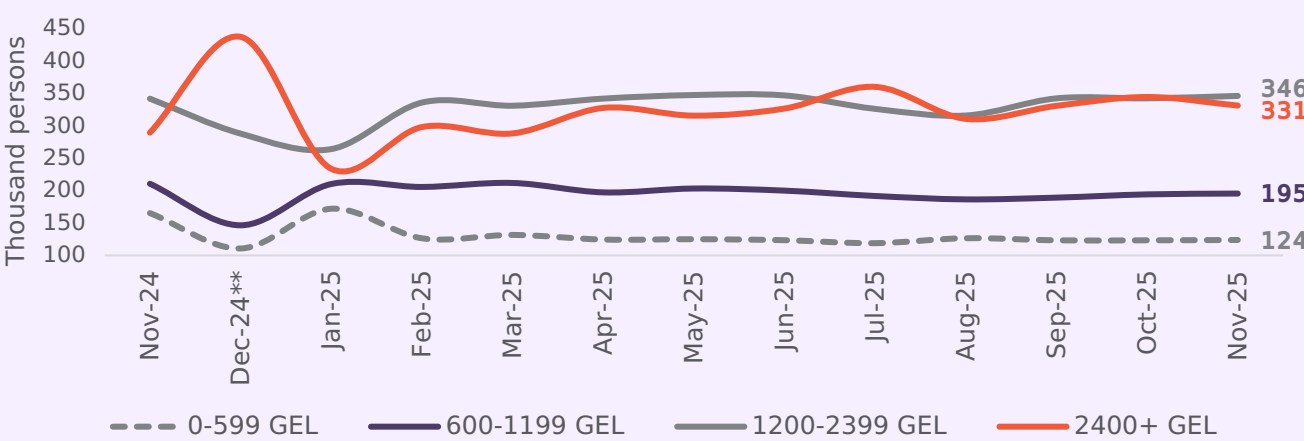
## Georgia

November 2025

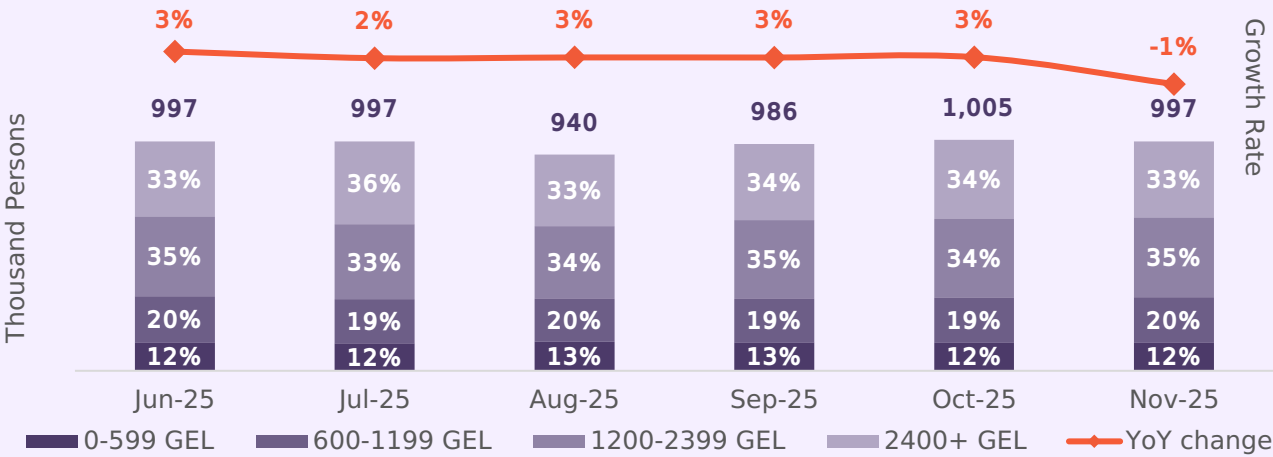
# NUMBER OF PERSONS RECEIVING A SALARY

-  In November 2025, the number of persons receiving a monthly salary stood at **996,988\***, which was 0.8% lower than in October 2025 and 1.0% less than in November 2024.
-  In November 2025, the share of persons receiving a monthly salary up to **600 GEL** amounted to **12.4%**, which was 0.2 percentage points higher than in October 2025 and 4.0 percentage points less than in November 2024.
-  In November 2025, the share of persons receiving a monthly salary of **2,400 GEL** or more amounted to **33.2%**, which was 1.1 percentage points lower than in October 2025 and 4.5 percentage points more than in November 2024.
-  In November 2025, the share of persons receiving a monthly salary of **9,600 GEL** or more amounted to **2.9%**, which was 0.3 percentage points lower than in October 2025 and 0.5 percentage points more than in November 2024.

Graph 1: Number of Persons Receiving a Salary (by Salary Range)





Graph 2: Number of Persons Receiving a Salary, Growth rate, and Share (by Salary Range)



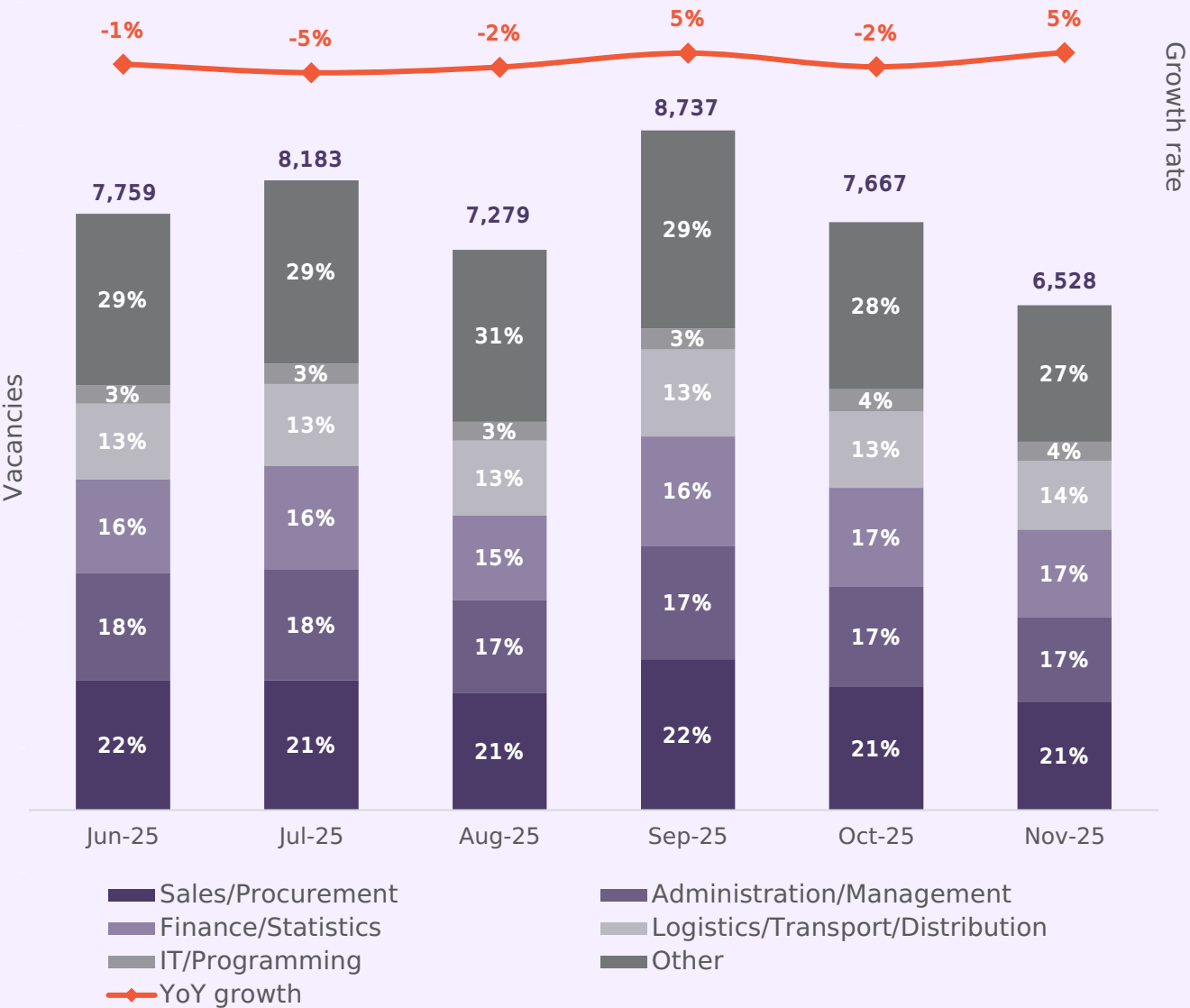
\* The data provided by the Revenue Service are not final and might slightly change (last viewed on 20.12.2025; data represent gross salaries).  
\*\* The large share of the 2400+ GEL category in December 2024 was largely due to a significant number of people receiving year-end bonuses (13th salary).

# TOTAL VACANCIES PUBLISHED ON jobs.ge


-  In November 2025, the total number of vacancies published on jobs.ge amounted to 6,528, which was 14.9% lower compared to October 2025 and 5.0% higher compared to November 2024. This year-over-year increase was driven by a low base effect, as vacancies declined sharply in November 2024.
-  The smallest month-over-month decrease was observed in logistics and distribution (-10.1%), while the biggest decrease among main categories was in administration and management (-14.9%).


-  The largest year-over-year increase was observed in IT and programming (+59.5%), while the decrease was in only in administration and management category (-0.9%).
-  From September 2025 to November 2025, the total number of vacancies published on jobs.ge amounted to 22,932, which was 2.4% higher compared to the same period of 2024. The category that contributed the most to the increase during this period was finance and statistics.


Graph 3: Number of Vacancies Published on jobs.ge



# VACANCIES PUBLISHED ON jobs.ge BY CATEGORY

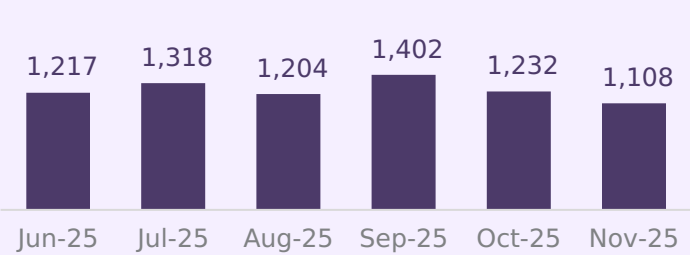
 From September 2025 to November 2025, a total of 998 vacancies were published in the field of IT and Programming, which was 54.5% higher compared to the corresponding period of 2024.

 From September 2025 to November 2025, a total of 6,162 vacancies were published in the field of sales and procurement, which was 8.9% higher compared to the corresponding period of 2024.

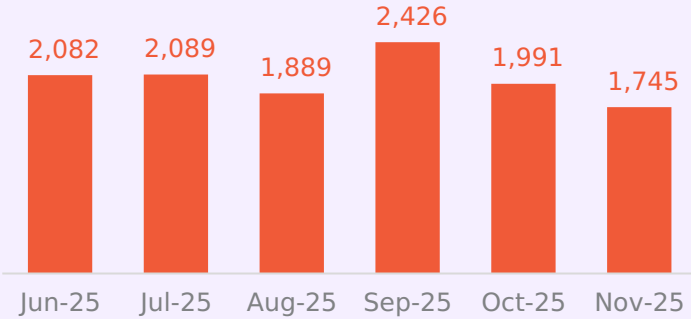
 From September 2025 to November 2025, a total of 4,759 vacancies were published in the field of finance and statistics, which was 16.0% higher compared to the corresponding period of 2024.

Graph 4: Number of Vacancies Published on jobs.ge by Category

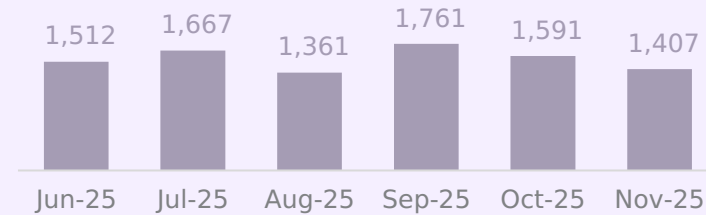
## Logistics/Transport/Distribution



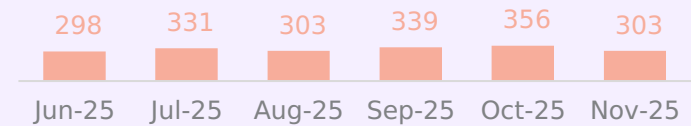
## Sales/Procurement



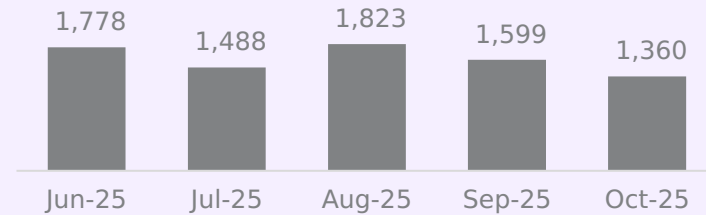
## Finance/Statistics



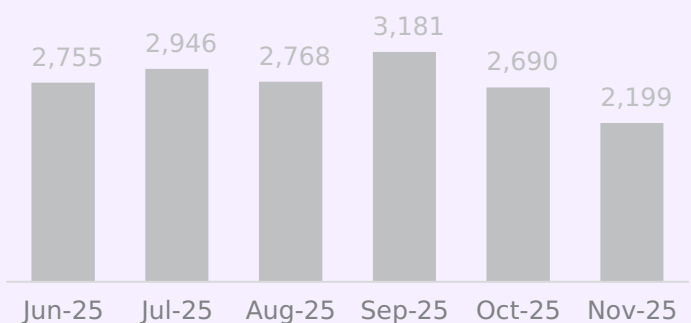
## IT/Programming



## Administration/Management



## Other

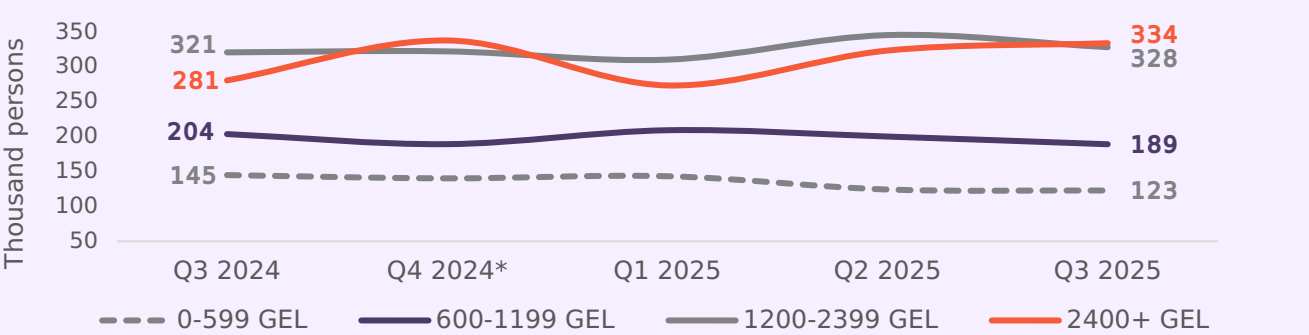


# LABOR MARKET INDICATORS

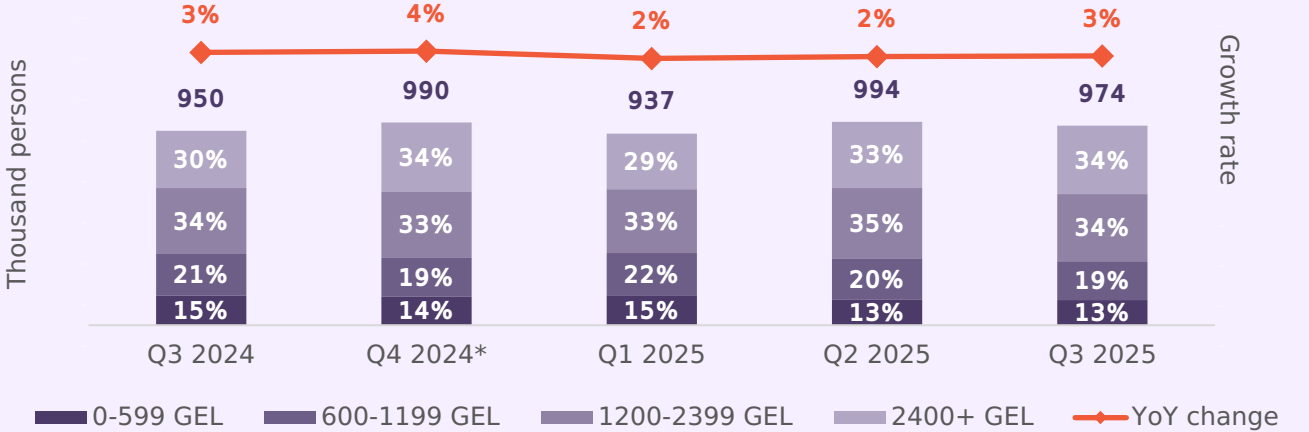
	2022	2023	2024 Q1	2024 Q2	2024 Q3	2024 Q4	2025 Q1	2025 Q2	2025 Q3
Number of people in the labor force (thousands)	1,552	1,596	1,631	1,608	1,633	1,646	1,634	1,594	1,610
Number of employed people (thousands)	1,284	1,335	1,402	1,388	1,408	1,413	1,394	1,366	1,396
Number of hired employed people (thousands)	872	920	953	936	974	979	958	941	975
Number of self-employed employed people (thousands)	412	414	448	452	433	434	435	422	418
Number of unemployed people (thousands)	268	262	229	220	226	234	239	228	214
Labor force participation rate (%)	51.9	53.3	55.0	54.5	54.7	54.9	54.8	54.1	54.5
Employment rate (%)	42.9	44.5	47.3	47.0	47.1	47.1	46.8	46.4	47.3
Unemployment rate (%)	17.3	16.4	14.0	13.7	13.8	14.2	14.7	14.3	13.3
Average nominal monthly salary (GEL)	1,543	1,767	1,943	2,005	2,057	2,218	2,170	2,212	2,272

# QUARTERLY TRENDS IN SALARIES AND JOB VACANCIES

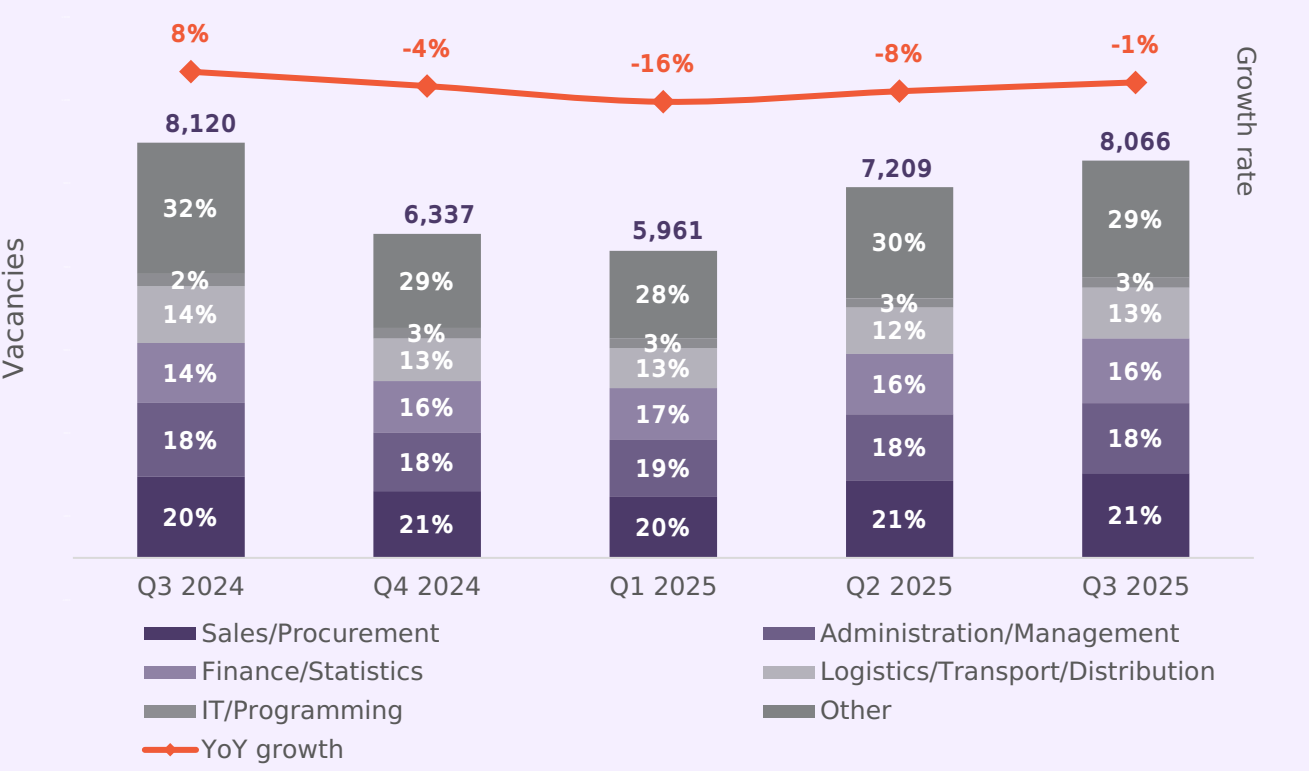
Graph 5: Quarterly Average Number of Persons Receiving a Salary (by Salary Range)



Graph 6: Quarterly Average Number of Persons Receiving a Salary, Growth rate, and Share (by Salary Range)



Graph 7: Quarterly Average Number of Vacancies Published on jobs.ge



\* The large share of the 2400+ GEL category in Q4 2024 was largely due to a significant number of people receiving year-end bonuses (13th salary).



# DISCLAIMER

---

The PUBLICATIONS presented on the website are prepared by Policy and Management Consulting Group (PMCG) only for informational and/or marketing purposes. Nothing in the PUBLICATIONS constitute, or is meant to constitute, advice of any kind, and the reader is responsible for their interpretation of all content and acknowledges that any reliance thereupon shall be entirely at their risk. PMCG cannot be held liable for any claims arising as a result of the reader’s use of the materials.

The PUBLICATION is presented “as is” without any representations or warranties, expressed or implied.

Without prejudice to the general message of the first paragraph above, PMCG does not guarantee that:

- the PUBLICATION will be constantly available; or
- the information contained in the PUBLICATION is complete, true, accurate, or non-misleading.

PMCG reserves the right to modify the contents of PUBLICATIONS from time to time as it deems appropriate.

PMCG absolves itself of any liability of violations of other parties’ rights, or any damage incurred as a consequence of using and applying any of the contents of PMCG’s PUBLICATIONS. PMCG will not be liable to the reader (whether under contract law, tort law, or otherwise) in relation to the contents of, use of, or other form of connection with, the PUBLICATION.

The reader accepts that, as a limited liability entity, PMCG has an interest in limiting the personal liability of its officers and employees. The reader agrees that they will not bring any claim personally against PMCG’s officers or employees with respect to any losses suffered by the reader in connection with the PUBLICATION.

The reader agrees that the limitations of guarantees and liabilities set out in the PUBLICATION disclaimer protect PMCG’s researchers, officers, employees, agents, subsidiaries, successors, assignees, and sub-contractors as well as PMCG.

If any provision of this disclaimer is, or is found to be, unenforceable under applicable law, that will not affect the enforceability of the other provisions of the PUBLICATION disclaimer.

---

Address: Erekle Tatishvili 1, 5th floor, 0108, Tbilisi, Georgia.  
Tel: (+995) 557170660  
Email: [research@pmcginternational.com](mailto:research@pmcginternational.com)  
Website: [pmcresearch.org](http://pmcresearch.org); [pmcg-i.com](http://pmcg-i.com)

**Mariam Jashi**  
Junior Researcher  
[m.jashi@pmcginternational.com](mailto:m.jashi@pmcginternational.com)

**Ana Terashvili**  
Research Assistant  
[a.terashvili@pmcginternational.com](mailto:a.terashvili@pmcginternational.com)

**Amiran Kvantaliani**  
Economic Analyst (Contact Person)  
[a.kvantaliani@pmcginternational.com](mailto:a.kvantaliani@pmcginternational.com)